

iC-TL85 TO46-2F

Infrared LED



Rev A1, Page 1/4

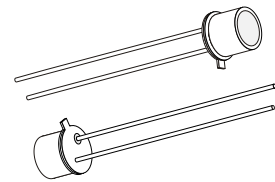
FEATURES

- ◆ Emission peak at 850 nm matched to silicon sensors
- ◆ Temperature range -40 to 125 °C
- ◆ High optical output power
- ◆ Fast switching speed
- ◆ TO-46 package with flat window for high reliability
- ◆ ROHS conform

APPLICATIONS

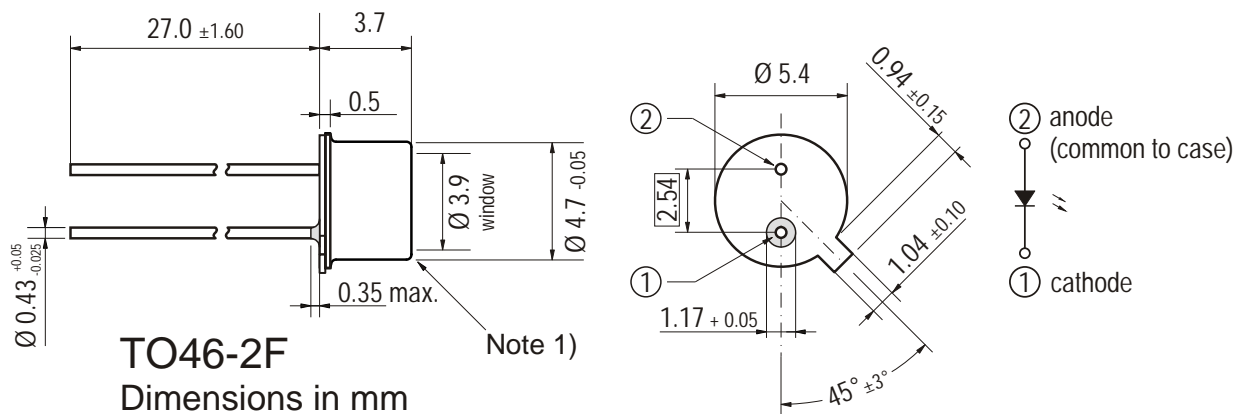
- ◆ Illumination for high resolution optical encoder
- ◆ Modulated light barriers

PACKAGES



TO46-2F

DIMENSIONAL OUTLINE



1) Flat window cap TO-52
(see SCHOTT SL 10.023.901 specification for details)

iC-TL85 TO46-2F

Infrared LED



Rev A1, Page 2/4

ABSOLUTE MAXIMUM RATINGS

Beyond these values damage may occur ($T_a = 25^\circ\text{C}$, unless otherwise noted)

Item No.	Symbol	Parameter	Conditions			Unit
				Min.	Max.	
G001	IF	Forward current (DC)			100	mA
G002	IFSM	Surge forward current	$t_p \leq 10\mu\text{s}$, 5 % duty cycle		1500	mA
G003	VR	Reverse voltage			5	V
G004	P	Power dissipation			150	mW
G005	Tj	Junction temperature		-40	125	$^\circ\text{C}$

THERMAL DATA

Item No.	Symbol	Parameter	Conditions				Unit
				Min.	Typ.	Max.	
T01	Ta	Operating Ambient Temperature Range		-40		125	$^\circ\text{C}$
T02	Ts	Storage Temperature Range		-40		125	$^\circ\text{C}$
T03	Tpk	Soldering Temperature	$t_{pk} < 5\text{ s}$, 3 mm from case			260	$^\circ\text{C}$
T04	Rthja	Thermal Resistance Junction To Ambient			350		K/W

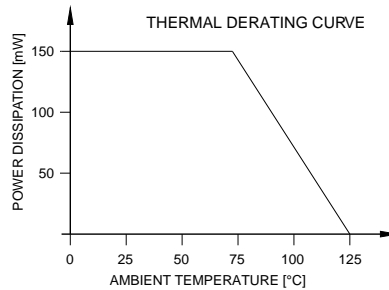


Figure 1: Maximum power dissipation with respect to temperature

ELECTRICAL CHARACTERISTICS

$T_{amb} = 25^\circ\text{C}$, unless otherwise noted

Item No.	Symbol	Parameter	Conditions				Unit
				Min.	Typ.	Max.	
Electrical and Optical Characteristics							
001	VF	Forward voltage	IF = 20 mA		1.4	1.8	
002	VR	Reverse voltage	IR = 5 μA	5			V
003	Φ_e	Radiant power	IF = 20 mA	1.7	2.7		mW
004	TK(Φ_e)	Temperature coefficient of radiant power	IF = 20 mA, $T_{amb} = 25^\circ\text{C} \dots 125^\circ\text{C}$		-0.6		%/K
005	λ_p	Peak wavelength	IF = 20 mA	840	850	860	nm
006	$\Delta\lambda$	Spectral half width	IF = 20 mA		30		nm
008	tr, tf	Switching time	IF = 20 mA		12		ns

iC-TL85 TO46-2F

Infrared LED



Rev A1, Page 3/4

iC-Haus expressly reserves the right to change its products and/or specifications. An Infoletter gives details as to any amendments and additions made to the relevant current specifications on our internet website www.ichaus.de/infoletter; this letter is generated automatically and shall be sent to registered users by email.

Copying – even as an excerpt – is only permitted with iC-Haus approval in writing and precise reference to source.

iC-Haus does not warrant the accuracy, completeness or timeliness of the specification on this site and does not assume liability for any errors or omissions in the materials. The data specified is intended solely for the purpose of product description. No representations or warranties, either express or implied, of merchantability, fitness for a particular purpose or of any other nature are made hereunder with respect to information/specification or the products to which information refers and no guarantee with respect to compliance to the intended use is given. In particular, this also applies to the stated possible applications or areas of applications of the product.

iC-Haus conveys no patent, copyright, mask work right or other trade mark right to this product. iC-Haus assumes no liability for any patent and/or other trade mark rights of a third party resulting from processing or handling of the product and/or any other use of the product.

As a general rule our developments, IPs, principle circuitry and range of Integrated Circuits are suitable and specifically designed for appropriate use in technical applications, such as in devices, systems and any kind of technical equipment, in so far as they do not infringe existing patent rights. In principle the range of use is limitless in a technical sense and refers to the products listed in the inventory of goods compiled for the 2008 and following export trade statistics issued annually by the Bureau of Statistics in Wiesbaden, for example, or to any product in the product catalogue published for the 2007 and following exhibitions in Hanover (Hannover-Messe).

We understand suitable application of our published designs to be state-of-the-art technology which can no longer be classed as inventive under the stipulations of patent law. Our explicit application notes are to be treated only as mere examples of the many possible and extremely advantageous uses our products can be put to.

iC-TL85 TO46-2F

Infrared LED



Rev A1, Page 4/4

ORDERING INFORMATION

Type	Package	Order Designation
iC-TL85	TO46-2F	iC-TL85 TO46-2F

For technical support, information about prices and terms of delivery please contact:

iC-Haus GmbH
Am Kuemmerling 18
D-55294 Bodenheim
GERMANY

Tel.: +49 (61 35) 92 92-0
Fax: +49 (61 35) 92 92-192
Web: <http://www.ichaus.com>
E-Mail: sales@ichaus.com

Appointed local distributors: http://www.ichaus.com/sales_partners