

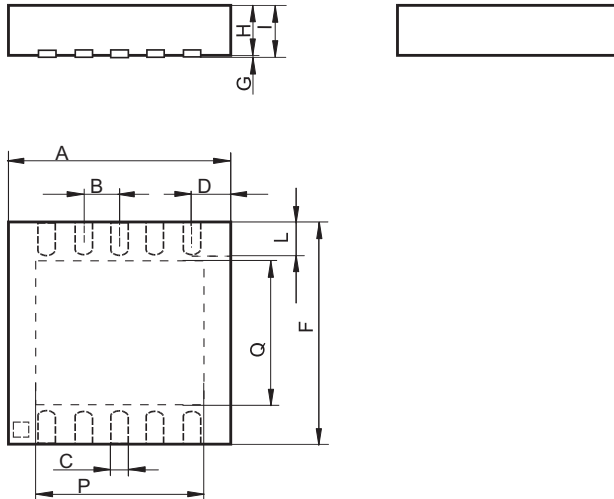
PACKAGE DIMENSIONS

DFN10, QFN24, QFN28



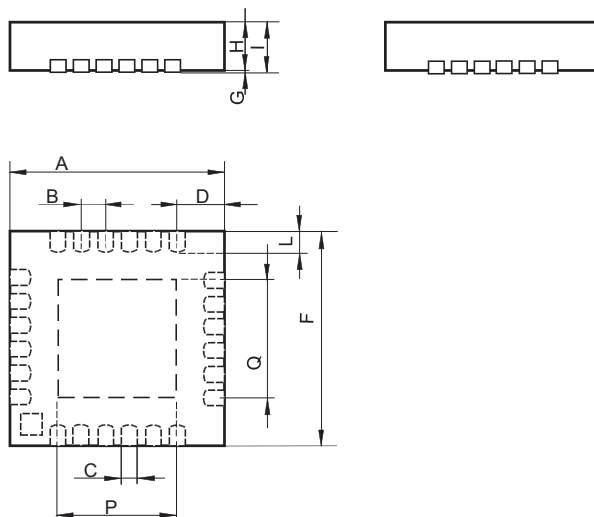
Release A2, Page 1/2

DFN10



[mm]		
	Min.	Max.
A	4.00	
B	0.65 BSC	
C	0.30	
D	0.7	
E	-	
F	4.00	
G	0	0.05
H	0.90	
I	0.80	1.00
L	0.40	
P	3.05	
Q	2.65	

QFN24



[mm]		
	Min.	Max.
A	4.00	
B	0.50	
C	0.18	0.30
D	0.75	
E	-	
F	4.00	
G	0	0.05
H	0.90	
I	0.80	1.00
L	0.30	0.50
P	2.30	2.55
Q	2.30	2.55

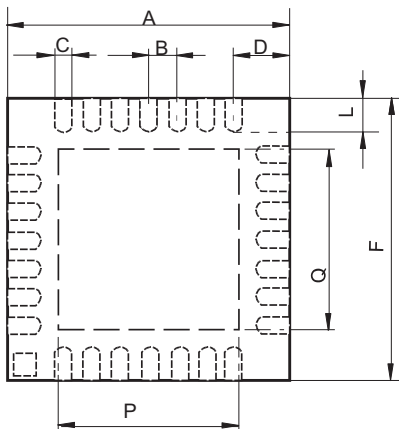
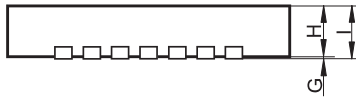
PACKAGE DIMENSIONS

DFN10, QFN24, QFN28



Release A2, Page 2/2

QFN28



[mm]		
	Min.	Max.
A	5.00	
B	0.50	
C	0.18	0.30
D	1.0	
E	-	
F	5.00	
G	0	0.05
H	0.90	
I	0.80	1.00
L	0.45	0.65
P	3.00	3.25
Q	3.00	3.25

For additional information on component handling, preconditioning and soldering conditions, refer to the relevant iC-Haus customer information files, available separately.